

(No Model.)

T. A. EDISON.
PHONOGRAPH.

No. 406,568.

Patented July 9, 1889.

FIG. 1.

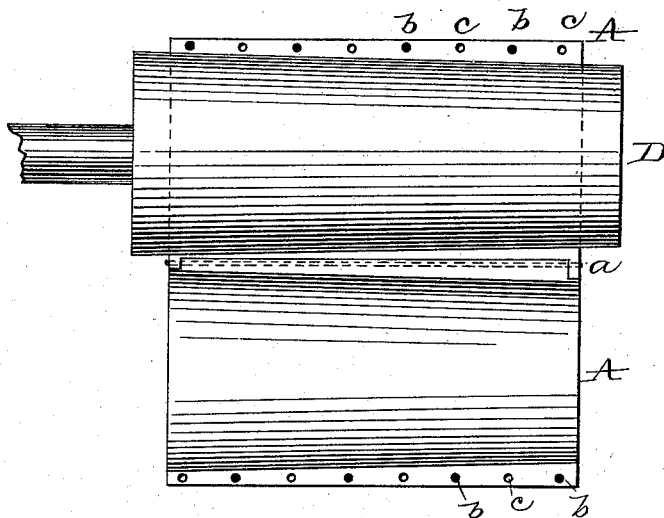


FIG. 2.

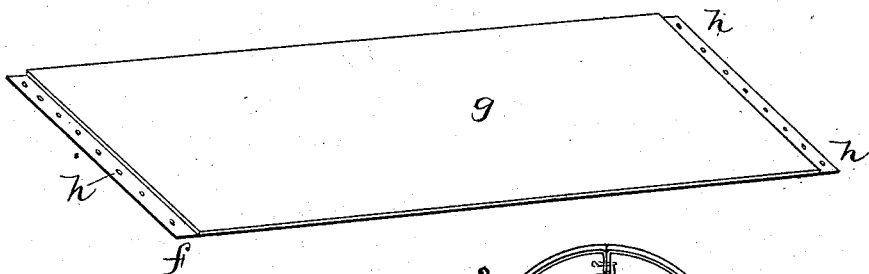


FIG. 3.

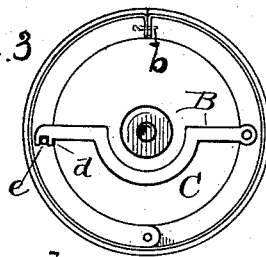
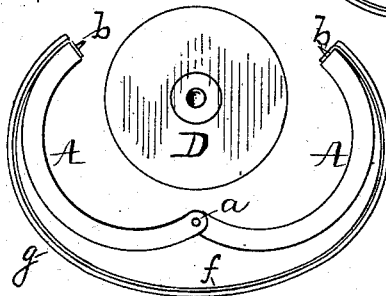


FIG. 4.



WITNESSES:

E. C. Rowland
William Pizer

INVENTOR

Thomas A. Edison

BY

J. S. [Signature]
ATTORNEYS.

UNITED STATES PATENT OFFICE.

THOMAS A. EDISON, OF LLEWELLYN PARK, NEW JERSEY.

PHONOGRAPH.

SPECIFICATION forming part of Letters Patent No. 406,568, dated July 9, 1889.

Application filed October 17, 1888. Serial No. 288,363. (No model.)

To all whom it may concern:

Be it known that I, THOMAS A. EDISON, a citizen of the United States, residing at Llewellyn Park, in the county of Essex and State of New Jersey, have invented a certain new and useful Improvement in Phonographs, (Case No. 811,) of which the following is a specification.

My invention relates to flexible phonogram-blanks which consist, preferably, of a backing of paper or similar flexible material, covered with flexible material adapted to be indented by the recording-point of the phonograph; and my object is to enable such flexible phonogram-blanks to be used with the ordinary tapering phonogram-cylinder of the phonograph and to be readily placed in position upon and removed from such phonogram-cylinder.

The main feature of my invention consists in the employment of a false shell made in two parts hinged together, and which when closed forms a hollow sleeve having a tapering bore adapted to fit on the tapering phonogram-cylinder, and a longitudinal outer surface adapted to receive the flexible phonogram-blank rolled around it. Such hinged shell is provided with means for locking it when closed and with means for holding the phonogram-blank upon it.

My invention is illustrated in the accompanying drawings.

Figure 1 is a view in elevation of the phonogram-cylinder with the false shell opened upon it; Fig. 2, a view of a flexible phonogram-blank, such as I prefer to use in connection with this invention; Fig. 3, an end view of the phonogram-cylinder with the closed false shell and phonogram-blank upon it, and Fig. 4 an end view of the false shell opened with the phonogram-blank upon it.

The false shell is made of metal and consists of two semi-cylindrical halves A A, hinged together at *a*. Each of these halves has a tapering inner surface and a cylindrical outer surface. The meeting edges of the two halves are both provided with alternate projecting pins *b* and apertures *c*, the pins of one edge registering with the apertures of the other, so that when the two halves are closed together they form a true cylindrical outer

surface. An arm B is pivoted to one of the two halves, such arm being curved at C, so as to pass under the bearings of the phonogram-cylinder, and having a notch *d* at its free end adapted to engage with a pin *e* on the other half of the shell. The phonogram-blank is composed of a sheet of paper or like flexible material *f*, covered, except for a short space at its ends, with flexible indenting material *g*. The bare ends of the paper preferably have small perforations *h*. The hinged shell being opened, as illustrated in Fig. 4, the flexible sheet is placed upon it as shown, and is secured by passing the pins *b* at both edges into the holes *h* at the ends of the sheet. The shell is thus closed around the tapering phonogram-cylinder D and locked by means of the arm B, whereby the phonogram-blank is placed in position for recording upon the cylinder of the phonograph, and is securely held in such position.

What I claim is—

1. The combination, with a phonogram-cylinder, of a false shell made in two parts hinged together for receiving the phonogram-blank, substantially as set forth.

2. The false shell for phonographs, having a tapering bore and a cylindrical outer surface and made in two parts hinged together, substantially as set forth.

3. The false shell for phonographs made in two parts hinged together, in combination with a locking device for holding said parts together, substantially as set forth.

4. The false shell for phonographs composed of two parts hinged together, and having their edges provided with registering projections and perforations, substantially as set forth.

5. The flexible phonogram-blank consisting of a backing of flexible material covered, except at its ends, with flexible indenting material, substantially as set forth.

This specification signed and witnessed this 15th day of October, 1888.

THOS. A. EDISON.

Witnesses:

WILLIAM PELZER,
A. W. KIDDLE.